

SEG BIPO

SPECIAL ELECTROSURGICAL GENERATOR
SEG
 THE EVOLUTION OF ELECTROSURGERY.

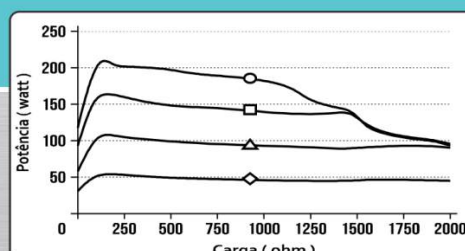
RADIO FREQUENCY POWER OUTPUT

MODE		SEG 200+ SEG 200	SEG 150+ SEG 150	SEG 100+ SEG 100	SEG BIPO
CUT For adipose tissues or delicate tissues.	PURE CUT (Low / Hi)	200 W	150 W	100 W	
	BLEND 1 / MIN (Low / Hi)	190 W	150 W	100 W	
	BLEND 2 / MID (Low / Hi)	170 W	150 W	100 W	
	BLEND 3 / MAX (Low / Hi)	150 W	150 W	100 W	
COAGULATION (COAG)	DESICCATE	120 W	110 W	100 W	
	SPRAY	120 W	110 W	100 W	
BIPOLAR	STANDARD	100 W	100 W	100 W **	100 W
	PRECISE	100 W	100 W	100 W **	100 W

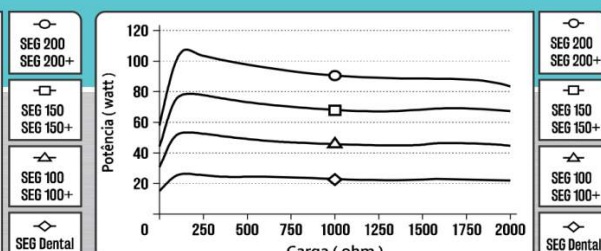
**Only for the SEG 100+ model

Graphs for the function
PURE CUT HI

Output Power versus Resistance
Monopolar mode



Maximum Power



Half Power

OSCILLATOR FREQUENCY

MONOPOLAR MODE	PURE CUT	Sinusoidal 400 kHz forced oscillation
	BLEND 1 / MIN	Sinusoidal 400 kHz forced oscillation with repetition rate of 25 kHz and 50% work cycle
	BLEND 2 / MID	Sinusoidal 400 kHz forced oscillation with repetition rate of 25 kHz and 40% work cycle
	BLEND 3 / MAX	Sinusoidal 400 kHz forced oscillation with repetition rate of 25 kHz and 30% work cycle
	DESICCATE	Sinusoidal 400 kHz natural oscillation with repetition rate of 65 kHz
BIPOLAR MODE	SPRAY	Sinusoidal 400 kHz natural oscillation with random repetition rate of about 33 kHz
	STANDARD	Sinusoidal 400 kHz
	PRECISE	Sinusoidal 400 kHz

Equipment in accordance with the respective standards:

- ABNT NBR IEC 60601-1:2010 + Emenda IEC:2012
- ABNT NBR IEC 60601-1-2:2010
- ABNT NBR IEC 60601-1-6:2011
- ABNT NBR IEC 60601-1-9:2014
- ABNT NBR IEC 60601-1-2-2:2013
- ANVISA registred (Brazilian Health Agency).

THE COMPANY

Deltronix manufactures electrosurgery units and its accessories for medical, dentistry and veterinarian field since 1970. Every equipment is individually tested and calibrated according to national and international standards. Its established success is a result of the finest resources in electric engineering that developed a functional, durable, high quality and easy to use equipment. **ELECTROSURGERY ARE US!**

Certified quality:



DELTRONIX Equipamentos Ltda.
 Rua Barão de Cotegipe, 800
 CEP 14050-420
 Ribeirão Preto - SP - Brasil
 Tel. +55 (16) 4009-5454 - Fax +55 (16) 4009-5455
 export@deltronix.com.br | deltronix@deltronix.com.br
 www.deltronix.com.br

SPECIAL ELECTROSURGICAL GENERATOR
SEG

THE EVOLUTION OF ELECTROSURGERY.



07/2017 - Photos and drawings in this catalogue are merely illustrative. We reserve the right to make technical changes without previous notice.





Designed for medium/low complexity surgeries in general, can be used in pediatric surgery, gynecology, plastic-aesthetic, buco-maxillo-facial, endoscopic among others, according to the chosen model/power*. There may be restrictions for lower power models.

Four functions PURE, BLEND MIN, BLEND MID and BLEND MAX for monopolar cut with HI crest factor, four with LOW crest factor and PULSE modes.

Monopolar coagulation: DESICCATE, SPRAY(FULGURATE) and PULSE modes.

Two PULSE modes*: PPC® and UPE® with five levels for each mode. Available for the models Plus (+).

Two* Bipolar modes: Precise and Standard.

Tone indication of function of Cut and Coagulation.

Feedback Power Adjust (FPA®).

Patient Resistance Monitoring System (MRPGraph®), with automatic identification of the type of the plate (Simple/Double).

Automatic check-Up of the equipment with errors code in the panel.

Activation by manual and/or pedal control.

Compatible* for connection with argon gas coagulator.

Remote control for adjusting the power through the pedal or hand control pencil.

Recovery of most recently used adjustments, RELOAD function.

Adjustment of activation tone volume on the front panel.

Stand-by key.

Auxiliary port / Activation.

LED backlight connectors.

*Check compatible models.

General Characteristics.

Isolated outputs configuration.

Built to eliminate shock and equipment damage hazards arising from liquid dripping during usage. IPX1 pattern.

Aluminium box with electrostatic epoxy paint of high resistance.

Natural convection cooling.

Display with 6 dials of 7 segment.

Auxiliary port is a connector for a plug P2 linked to contacts of a relay. The relay contacts remain closed while the output is energised and open during the rest of the time. Can be used to activate a smoke evacuator, for example.

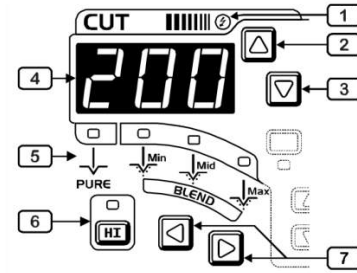
Power supply voltage 100/130Vac or 200/240Vac (50/60Hz), with automatic selected voltage.

Dimension (WxHxL): 285 x 400 x 100mm.

Net weight: 4,3 Kg.

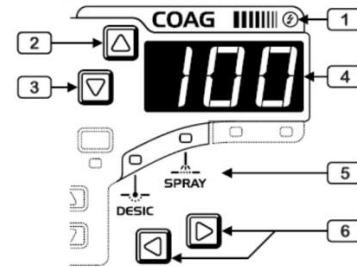
To transport the electrosurgical generator, use the carrying handle located at the bottom of the equipment.

Monopolar Cut Controls



- 1 - Active Cut.
- 2 - Increases the Monopolar Cut power.
- 3 - Decreases the Monopolar Cut power.
- 4 - Cut Display.
- 5 - Cut Functions.
- 6 - Low/Hi mode selection.
- 7 - Selects the cut function.

Monopolar Coagulation Controls



- 1 - Active Coagulation.
- 2 - Increases the Monopolar Coagulation power.
- 3 - Decreases the Monopolar Coagulation power.
- 4 - Coagulation Display.
- 5 - Coagulation Functions.
- 6 - Selects the coagulation function.

FPA®

Feedback Power Adjustment Technology
The SEG family of electrosurgical generators measures continuously the resistance offered by the patient to the passage of electric current and adjust the voltage of the electrosurgical generator to maintain constant the power delivered by the electrosurgical generator. This mechanism ensures a consistent effect on various types of tissue. The FPA technology also controls the maximum voltage so as to limit sparking and high frequency leakage current that arise due to the existence of parasite capacitive couplings.

SPECIAL ELECTROSURGICAL GENERATOR



Volume controls

Increases and decreases the volume of activation tones.



Storage controls and recovery of the parameters in memory

In the RELOAD function, all power values selected in any of the chosen functions, are immediately memorized, making the return to the preselected values excessively easier, in case of momentary shortage of electric energy.

Front plugs for accessories

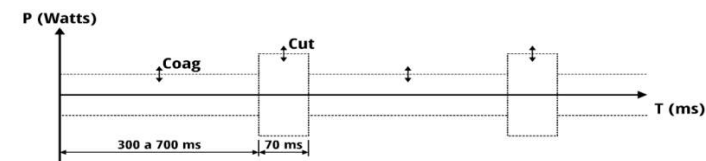
- Lighted output connectors (bornes)
- MONOPOLAR
 - Monopolar Instrument Plug.
 - BIPOLAR
 - Bipolar Instrument Plug.
 - PLATE
 - Patient return electrode plug.

Pulse mode control

- Selects Pulse Mode (PPC®);
- Selects Pulse Mode (UPE®);
- Selects the level of the Pulse Modes.

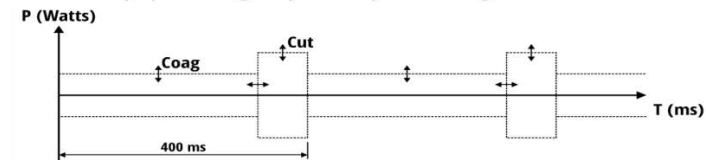
Pulse Modes (power adjustments and coagulation time).

The PPC® Modes are ways of using the CUT and COAG functions in endoscopic techniques, with advantageous applications in polypectomy, papillotomy, among others, delivering pulsed energy. This technique permits the surgeon to carry out the removal of a polyp in a safer and more efficient way by reducing the possibility of bleeding.



Pulse Modes (power adjustments and coagulation time).

The PPC® Modes are ways of using the CUT and COAG functions in endoscopic techniques, with advantageous applications in polypectomy, papillotomy, among others, delivering pulsed energy. This technique permits the surgeon to carry out the removal of a polyp in a safer and more efficient way by reducing the possibility of bleeding.



MRP System

- FAULT - MRP Alarm Indicator.
- SINGLE - Single Plate Indicator.
- DOUBLE - MRPGraph® Contact Quality Indicator.

The MRP system ensures that the electrosurgical generator will only deliver power if the contact area between the return electrode and the patient is adequate. This is done through measurement of the resistance between the two sections of a double plate return electrode and the patient's body. Resistance measurement is done continuously even when the electrosurgical generator is activated.

The MRPGraph® system permits, the electrosurgical generator operator, to view the quality of the contact area between the return electrode and the patient thus allowing the cause of an eventual situation where the contact quality is deteriorating may be corrected preventively before the MRP system acts and impedes the surgical procedure.

Electrosurgery accessories

Choose the accessories kit that best suits your needs. The accessories can be selected according to the user's preference. Consult the accessories catalog.

AUXILIARY/ACTIVATION




Auxiliary port
Activation in the rear panel.

SEG MODELS :: POTENCE




SEG 200+ 200w



SEG 200 200w



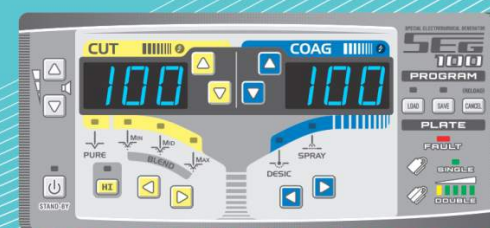
SEG 150+ 150w



SEG 150 150w



SEG 100+ 100w



SEG 100 100w